

KEDIA ADVISORY



# DAILY SPICES REPORT

20 April 2026

Kedia Stocks and Commodities Research Pvt. Ltd.

SEBI Registration Number: INH000006156 | Disclaimer: <https://kediaadvisory.com/disclaimer>

 FOLLOW US



### NCDEX Future Market Update

Commodity	Expiry	Open	High	Low	Close	% Change
TURMERIC	20-May-26	15,740.00	16,240.00	15,396.00	16,146.00	2.91
TURMERIC	19-Jun-26	15,908.00	16,200.00	15,770.00	16,102.00	2.18
JEERA	20-May-26	21,690.00	22,000.00	21,660.00	21,950.00	1.55
JEERA	19-Jun-26	22,095.00	22,380.00	22,090.00	22,155.00	1.40
DHANIYA	20-May-26	12,894.00	13,296.00	12,820.00	13,238.00	3.36
DHANIYA	19-Jun-26	13,048.00	13,426.00	13,040.00	13,396.00	3.11

### Spot Market Update

Commodity	Place	Price	% Chg
Jeera	उंझा	21,566.45	0.27
Jeera	जोधपुर	21,510.00	-1.33
Dhaniya	गोंडल	12,637.75	0.95
Dhaniya	कोटा	13,236.65	0.84
Turmeric (Unpolished)	निजामाबाद	14,924.35	-0.4
Turmeric (Farmer Polished)	निजामाबाद	15,816.60	0.13

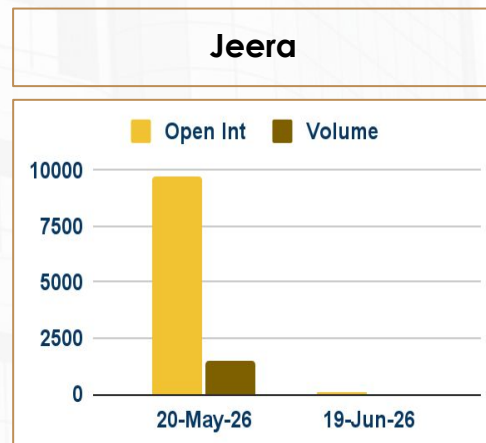
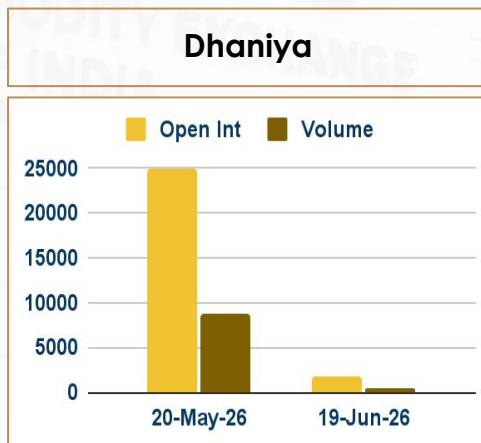
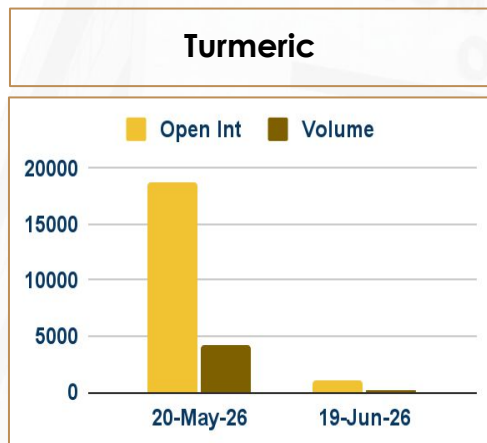
### Currency Market Update

Currency	Country	Rates
USDINR	India	92.72
USDCNY	China	6.82
USDBDT	Bangladesh	123.36
USDHKD	Hongkong	7.83
USDMYR	Malaysia	3.95
USDAED	UAE	3.67
EURUSD	Europe	1.18

### Open Interest Snapshot

Commodity	Expiry	% Change	% Oi Change	Oi Status
TURMERIC	20-May-26	2.91	-0.50	Short Covering
TURMERIC	19-Jun-26	2.18	5.31	Fresh Buying
JEERA	20-May-26	1.55	-0.37	Short Covering
JEERA	19-Jun-26	1.40	9.09	Fresh Buying
DHANIYA	20-May-26	3.36	2.32	Fresh Buying
DHANIYA	19-Jun-26	3.11	8.21	Fresh Buying

### OI & Volume Chart



Technical Snapshot



SELL JEERA MAY @ 21800 SL 22100 TGT 21500-21200. NCDEX

Spread JEERA JUN-MAY 205.00

Observations

Jeera trading range for the day is 21530-22210.

Jeera prices gained as data shows a significant year-on-year drop in arrivals at Unjha, tightening immediate availability.

Intense heatwaves in Gujarat during the final maturation stage have resulted in shriveled grains, reducing the supply of bold-grade Jeera.

Outbreaks of blight disease in key Gujarat pockets have reduced the quality and quantity of the harvestable crop.

In Unjha, a major spot market, the price ended at 21566.45 Rupees gained by 0.27 percent.

Trading Levels

Commodity	Expiry	Close	R2	R1	PP	S1	S2
JEERA	20-May-26	21,950.00	22210.00	22080.00	21870.00	21740.00	21530.00
JEERA	19-Jun-26	22,155.00	22500.00	22330.00	22210.00	22040.00	21920.00

## Technical Snapshot



**SELL DHANIYA MAY @ 12900 SL 13200 TGT 12600-12400. NCDEX**

**Spread** DHANIYA JUN-MAY 158.00

### Observations

Dhaniya trading range for the day is 12642-13594.

Dhaniya gains as latest industry reports confirm a third consecutive year of declining production.

2026 output estimated at just 9.5–9.7 million bags, down from 11 million last year.

Carryover stocks have plummeted to 20–25 lakh bags, a significant drop from the 35–36 lakh bags held in 2025.

In Gondal, a major spot market, the price ended at 12637.75 Rupees gained by 0.95 percent.

### Trading Levels

Commodity	Expiry	Close	R2	R1	PP	S1	S2
DHANIYA	20-May-26	13,238.00	13594.00	13416.00	13118.00	12940.00	12642.00
DHANIYA	19-Jun-26	13,396.00	13674.00	13536.00	13288.00	13150.00	12902.00

## Technical Snapshot



SELL TURMERIC MAY @ 15800 SL 16100 TGT 15500-15200. NCDEX

Spread **TURMERIC JUN-MAY** -44.00

### Observations

Turmeric trading range for the day is 15084-16772.

Turmeric gains as arrivals in key mandis across Maharashtra and Telangana have remained lower than normal for this peak season.

Ongoing quality issues due to moisture (rhizome rot) in low-lying fields have reduced the availability of "Double Polished" export-quality turmeric.

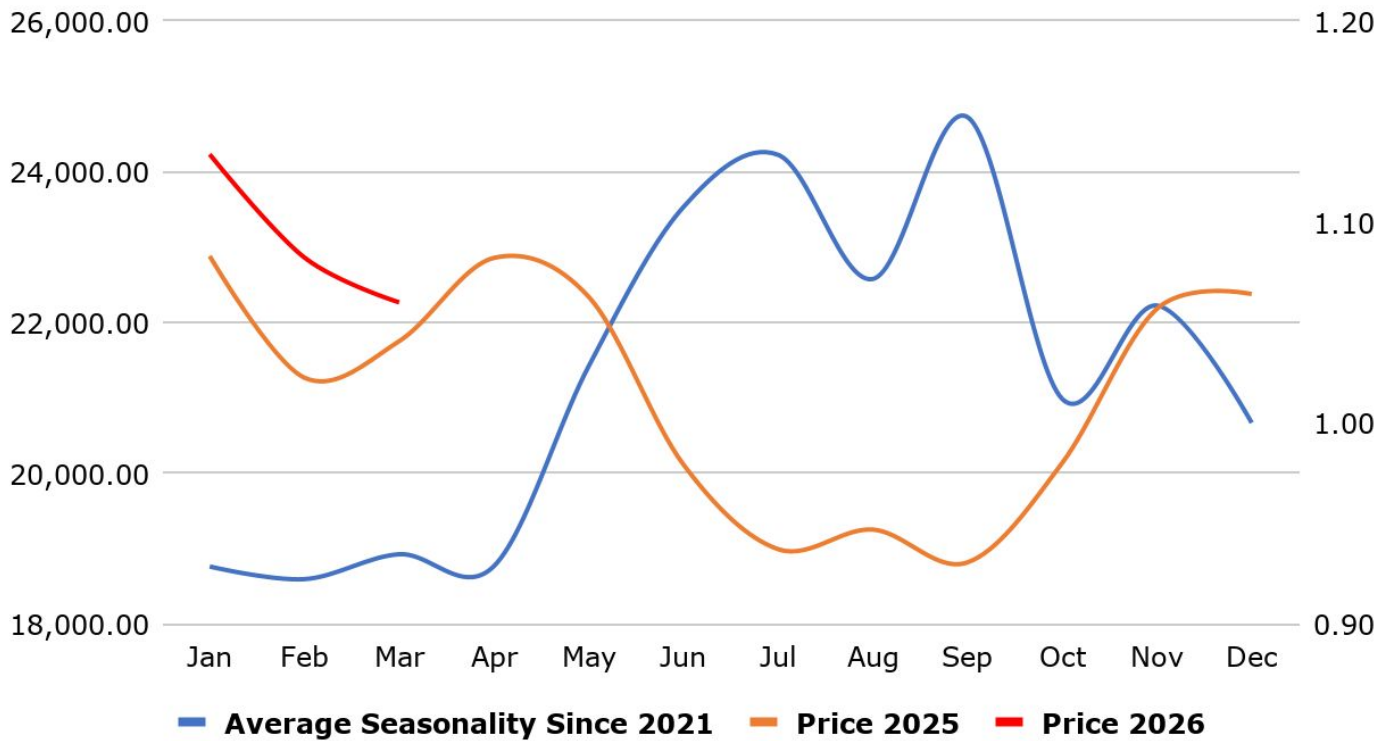
In regions like Sangli and Nizamabad, farmers and stockists are holding back supplies, anticipating higher prices.

In Nizamabad, a major spot market, the price ended at 15816.6 Rupees gained by 0.13 percent.

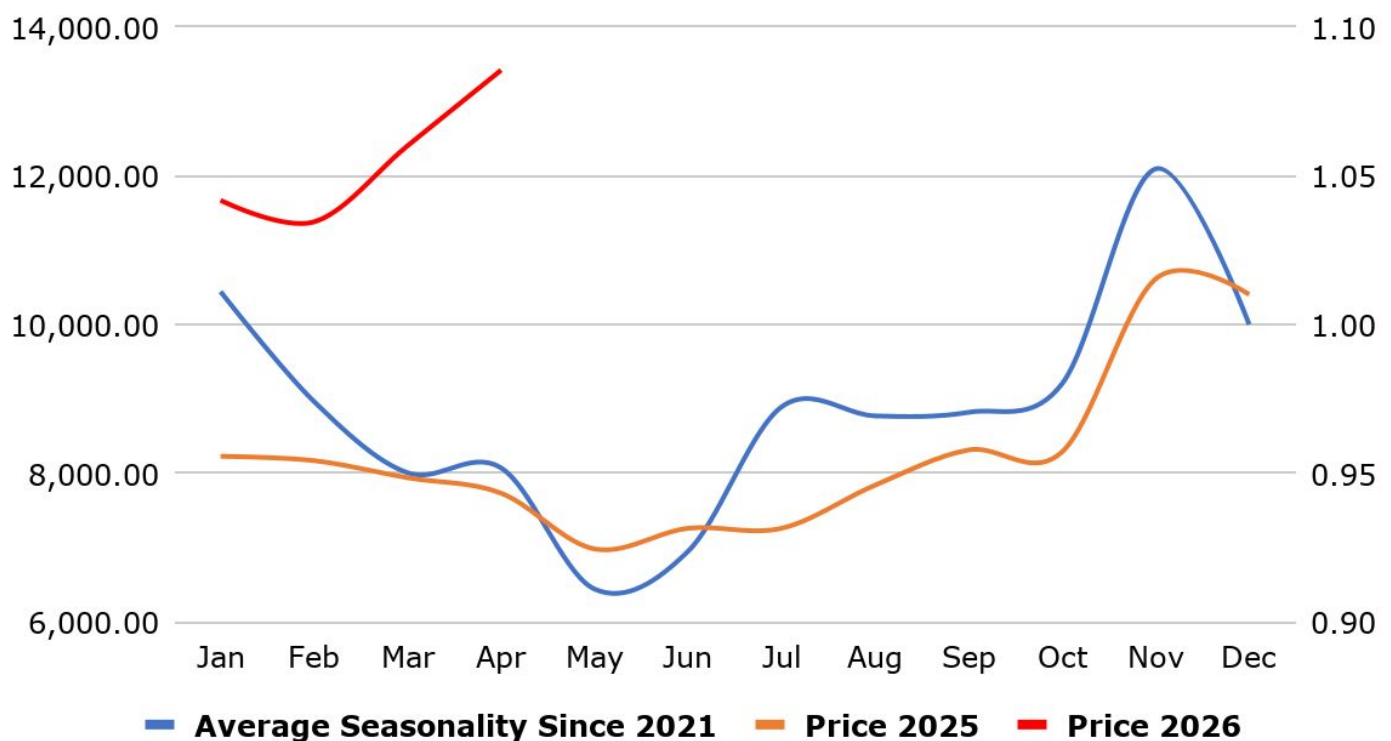
### Trading Levels

Commodity	Expiry	Close	R2	R1	PP	S1	S2
TURMERIC	20-May-26	16,146.00	16772.00	16460.00	15928.00	15616.00	15084.00
TURMERIC	19-Jun-26	16,102.00	16454.00	16278.00	16024.00	15848.00	15594.00

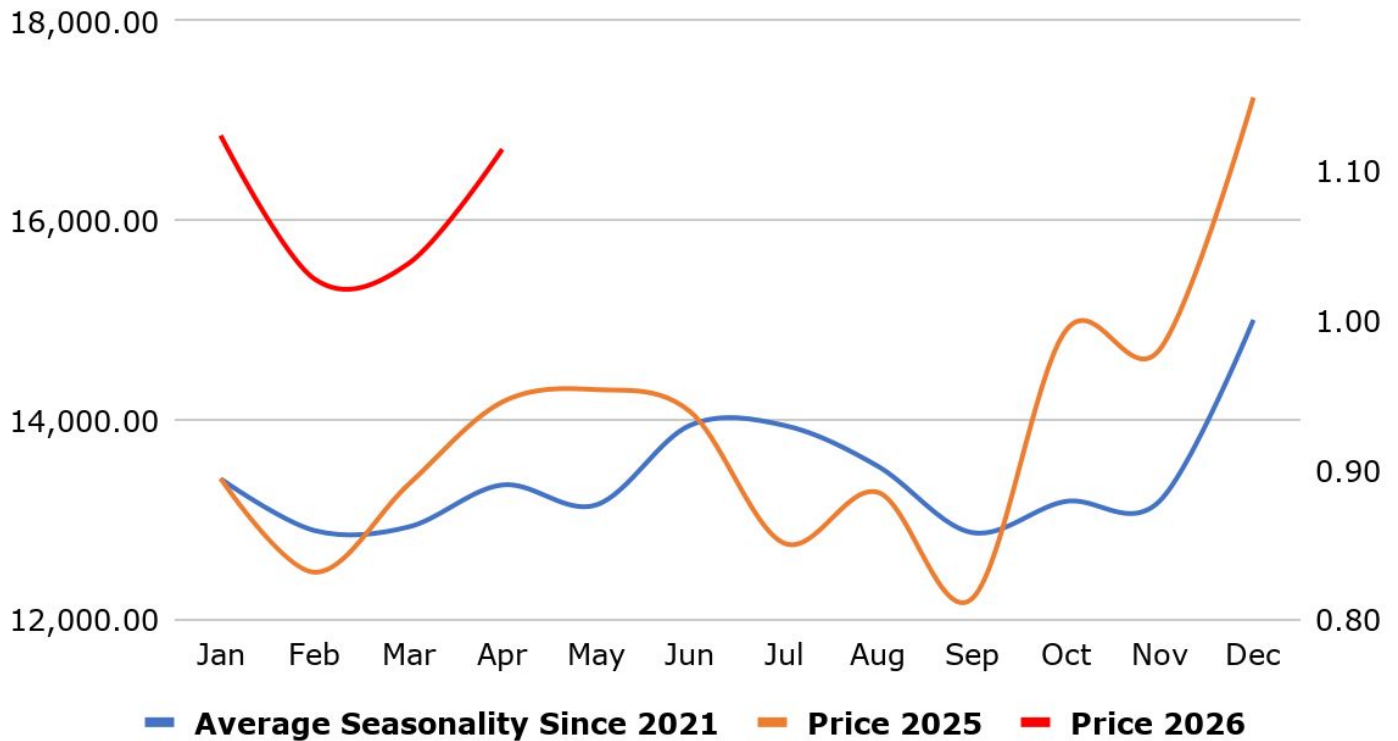
### NCDEX Jeera Seasonality



### NCDEX Dhaniya Seasonality



## NCDEX Turmeric Seasonality



## USDINR Seasonality



# Stay Ahead in Markets with Kedia Advisory



Get Live Commodity & Equity Market Updates backed by in-depth research, data-driven insights, and expert analysis.

## Why Kedia Advisory

- 👁️ Real-time market updates
- 👁️ Key levels & trend direction
- 👁️ Research-based market views
- 👁️ Trusted by active traders & investors

Visit: Kedia Advisory Website

[www.kediaadvisory.com](http://www.kediaadvisory.com)

CLICK HERE



SCAN ME



**Kedia Stocks and Commodities Research Pvt Ltd**

SEBI REGISTRATION NUMBER : INH000006156

Aadinath Commercial, Opp. Mumbai University, Vasant Valley Road, Khadakpada, Kalyan West

Investment in securities market are subject to market risks, read all the Related documents carefully before investing.



**Scan the QR to  
connect with us**

**KEDIA ADVISORY**

## **KEDIA STOCKS & COMMODITIES RESEARCH PVT LTD.**

Mumbai. INDIA.

For more details, please contact Mobile: +91 9619551022

Email: [info@kediaadvisory.com](mailto:info@kediaadvisory.com)

SEBI REGISTRATION NUMBER - INH000006156

For more information or to subscribe for monthly updates

Visit [www.kediaadvisory.com](http://www.kediaadvisory.com)

This Report is prepared and distributed by Kedia Stocks & Commodities Research Pvt Ltd. for information purposes only. The recommendations, if any, made herein are expressions of views and/or opinions and should not be deemed or construed to be neither advice for the purpose of purchase or sale through KSCRPL nor any solicitation or offering of any investment /trading opportunity. These information/opinions/ views are not meant to serve as a professional investment guide for the readers. No action is solicited based upon the information provided herein. Recipients of this Report should rely on information/data arising out of their own investigations. Readers are advised to seek independent professional advice and arrive at an informed trading/investment decision before executing any trades or making any investments. This Report has been prepared on the basis of publicly available information, internally developed data and other sources believed by KSCRPL to be reliable. KSCRPL or its directors, employees, affiliates or representatives do not assume any responsibility for or warrant the accuracy, completeness, adequacy and reliability of such information/opinions/ views. While due care has been taken to ensure that the disclosures and opinions given are fair and reasonable, none of the directors, employees, affiliates or representatives of KSCRPL shall be liable for any direct, indirect, special, incidental, consequential, punitive or exemplary damages, including lost profits arising in any way whatsoever from the information/opinions/views contained in this Report. The possession, circulation and/or distribution of this Report may be restricted or regulated in certain jurisdictions by appropriate laws. No action has been or will be taken by KSCRPL in any jurisdiction (other than India), where any action for such purpose (s) is required. Accordingly, this Report shall not be possessed, circulated and/ or distributed in any such country or jurisdiction unless such action is in compliance with all applicable laws and regulations of such country or jurisdiction. KSCRPL requires such a recipient to inform himself about and to observe any restrictions at his own expense, without any liability to KSCRPL. Any dispute arising out of this Report shall be subject to the exclusive jurisdiction of the Courts in India.